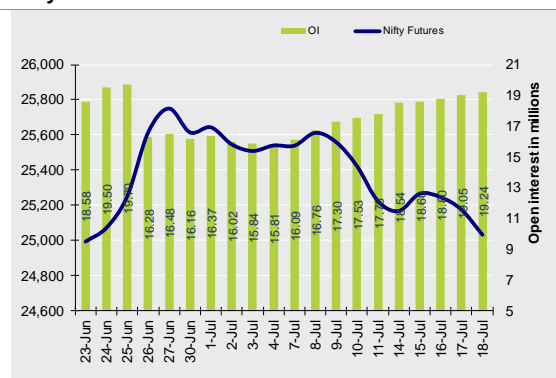


Nifty Snapshot

	Close	Prv Cl.	Ab chg	% chg
Spot	24,968.40	25,111.45	-143.05	-0.57
Futures	25,032.30	25,174.60	-142.30	-0.57
OI(ml shr)	19.24	19.05	0.19	0.98
Vol (lots)	81219	58477	22742	38.89
COC	63.90	63.15	0.75	1.2
PCR-OI	0.78	0.94	-0.15	-16.4

Nifty Futures Price v/s OI



Institutional Activity in previous trading session

(in Rs cr.)	Buy	Sell	Net
Index Futures	2889.86	5285.28	-2395.42
Index Options	621086.65	624616.48	-3529.83
Stock Futures	20262.04	21439.56	-1177.52
Stock Options	26796.91	26897.91	-101.00
FII Cash	15,430.85	15,056.11	374.74
DII Cash	14,451.18	12,347.67	2,103.51

Net FII Activity (in Rs cr.)

Date	Idx Fut	Stk Fut	Idx Opt	Cash
18-Jul	-2395.4	-1177.5	-3529.8	375
17-Jul	-1989.2	-1488.5	13985.3	-3694
16-Jul	-691.0	-3614.9	121.0	-1858
15-Jul	-153.3	117.8	4337.4	120
14-Jul	-3277.8	-262.4	-9963.8	-1614
11-Jul	-3537.8	-1665.1	-3242.3	-5104

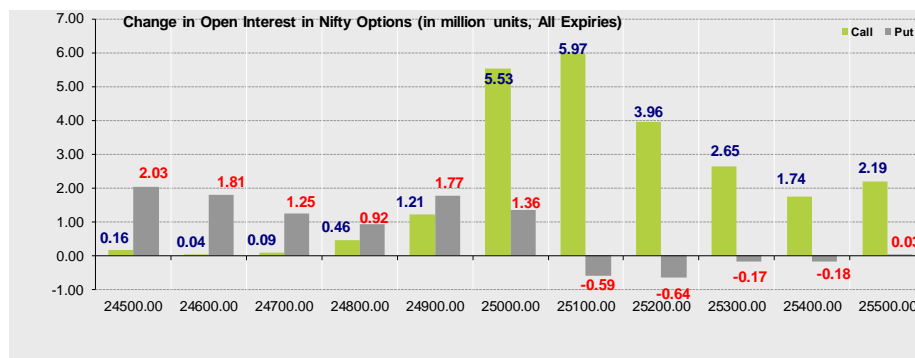
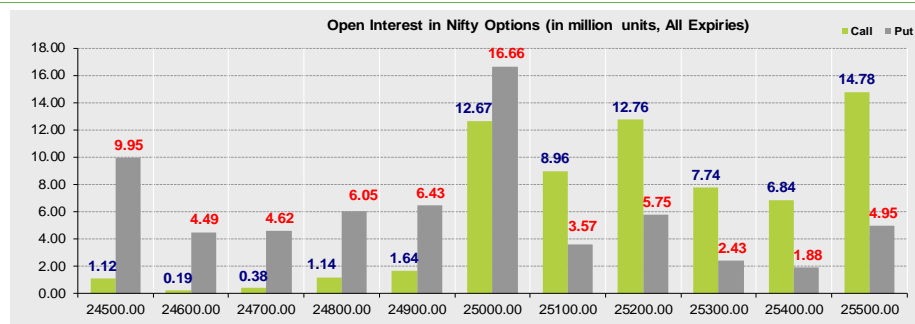
Technical Pivot (Intraday):

	S2	S1	PIVOT	R1	R2
NIFTY	24870	24950	25060	25140	25250
BANKNIFTY	56010	56215	56555	56760	57100

Summary

- Indian markets closed on a negative note where selling was mainly seen in Oil & Gas, Automobiles & Financial Services Sectors. Nifty Jul Futures closed at 25032.30 (down 143.20 points) at a premium of 63.90 pts to spot.
- FII's were net buyers in Cash to the tune of 374.74 Cr and were net sellers in index futures to the tune of 2395.42 Cr.
- India VIX increased by 1.33% to close at 11.39 touching an intraday high of 11.86.

Open Interest in Nifty Options:



- The above second chart shows previous trading day's change in Nifty options where Addition in OI were seen in 25200, 25100, 25000, 24900 strike Calls and at 24700, 24800, 24900, 25000 strike Puts indicating market is likely to remain range bound in the near term.
- Highest OI build-up is seen at 25500 strike Calls and 25000 strike Puts, to the tune of 14.78mn and 16.66mn respectively.

Outlook on Nifty:

Index is likely to open on a flat note today and is likely to remain range bound during the day.

(Price is in Rs; OI is in million units; Price chg and OI chg are in percentage) **NB RESEARCH**

Fresh Longs seen in:

Scrip	Price	Price chg	OI	OI Chg
BANDHANBNK	187.7	0.9	119.2	11.3
SAIL	136.9	2.1	135.2	6.0
ICICIBANK	1432.0	0.5	113.4	5.2

Short Covering seen in:

Scrip	Price	Price chg	OI	OI Chg
TATACOMM	1771.6	2.1	2.2	-15.9
BALKRISIND	2756.3	0.1	1.4	-7.7
HDFC AMC	5604.5	1.4	2.8	-6.2

Fresh Shorts seen in:

Scrip	Price	Price chg	OI	OI Chg
AXISBANK	1103.5	-5.2	77.4	12.2
AMBER	7611.0	-0.2	0.3	11.5
LTIM	5117.5	-0.9	2.9	9.8

Long Unwinding seen in:

Scrip	Price	Price chg	OI	OI Chg
PEL	1328.5	-1.0	6.0	-7.6
360ONE	1204.0	-0.5	1.8	-6.7
MGL	1514.9	-0.5	1.9	-6.4

NIFTY50 Options OI (CE OI = Resistance) (PE OI = Support)			
Symbol	Highest CE OI	Highest PE OI	CMP
ADANIENT	2600	2700	2605
ADANIPTS	1500	1400	1445
APOLLOHOSP	8000	7000	7327
ASIANPAINT	2500	2300	2390
AXISBANK	1200	1100	1104
BAJAJ-AUTO	9000	8000	8353
BAJFINANCE	950	900	945
BAJAJFINSV	2100	1980	2037
BEL	430	400	396
BHARTIARTL	2000	1900	1906
CIPLA	1600	1340	1484
COALINDIA	400	400	388
DRREDDY	1300	1100	1262
EICHERMOT	5800	5800	5635
ETERNAL	270	250	258
GRASIM	2800	2600	2740
HCLTECH	1600	1500	1554
HDFCBANK	2000	1900	1954
HDFCLIFE	820	740	742
HEROMOTOCO	4500	4300	4337
HINDALCO	700	670	676
HINDUNILVR	2560	2400	2497
ICICIBANK	1460	1400	1432
ITC	420	420	423
INDUSINDBK	900	800	874

NIFTY50 Options OI (CE OI = Resistance) (PE OI = Support)			
Symbol	Highest CE OI	Highest PE OI	CMP
INFY	1600	1600	1592
JSWSTEEL	1100	1000	1039
JIOFIN	330	300	318
KOTAKBANK	2200	2100	2145
LT	3700	3500	3477
M&M	3200	3200	3204
MARUTI	12800	12500	12469
NTPC	345	345	342
NESTLEIND	2500	2400	2478
ONGC	250	245	247
POWERGRID	300	300	295
RELIANCE	1500	1400	1483
SBILIFE	1860	1800	1791
SHRIRAMFIN	700	650	647
SBIN	820	820	824
SUNPHARMA	1720	1700	1699
TCS	3500	3200	3202
TATACONSUM	1230	980	1099
TATAMOTORS	700	680	682
TATASTEEL	170	160	163
TECHM	1600	1600	1551
TITAN	3500	3400	3406
TRENT	6000	5500	5384
ULTRACEMCO	13800	12000	12489
WIPRO	270	260	262

OI against MWPL				
Symbol	MWPL	Open Interest	Limit for next day	% OI
BANDHANBNK	193371109	200124000	Ban	103%
RBLBANK	121575211	119332375	Ban	98%
ABFRL	121580965	109842200	5659716	90%
HINDCOPPER	65482129	54992800	Ban	84%
GLENMARK	30111043	24682875	3922615	82%
TITAGARH	16037381	13136275	2099236	82%
PATANJALI	22129978	18002700	3020779	81%
ANGELONE	11638502	9313500	Ban	80%
LTF	168467595	133690444	26353771	79%
MCX	10180563	7765125	1906409	76%
NMDC	689383367	519291000	135623198	75%
LAURUSLABS	78058155	57684400	16470847	74%
BSE	63536556	46843875	13515853	74%
LICHSGFIN	60244101	42267000	14964895	70%
HFCL	189248684	131599350	48186899	70%
SAIL	289148547	199496200	75194919	69%
HUDCO	100095000	69014250	26076000	69%
BSOFT	32988281	22686300	8652566	69%
NATIONALUM	178967755	123056250	46963117	69%
BDL	18382289	12441650	5021524	68%
CDSL	35530000	23811750	9941750	67%
GRANULES	29668038	19726250	8458386	66%
BOSCHLTD	1737683	1139125	511673	66%
BIOCON	121306033	78515000	36725731	65%
IREDA	158681547	102592650	48154819	65%
AARTIIND	41876170	27043250	12739111	65%
PNB	687763516	443984000	209391340	65%
TATATECH	36328758	22762400	11749920	63%
CHAMBLFERT	31728204	19746700	10395093	62%
TATACHEM	31601465	19419400	10601991	61%
MAZDOCK	12239606	7164500	4463125	59%
TATAELXSI	6987041	4077800	2559888	58%
DLF	128335464	74839875	47078815	58%

[illegible]

Derivative Recommendations:

Stock Name	Call (Buy/Sell)	Entry price	Targets	Stop Loss	Duration	Status
ULTRACEMCO (Bull Call spread)	Strategy	260	640	200	Positional	Open
CDSL FUT	Sell	1700.2	1615	1740	1-2 Days	Open
BDL 1650PE	Buy	33.5	48	24	1-2 Days	Open

FROM THE EQUITY DERIVATIVE DESK:

NIRAV HARISH CHHEDA
AVP - DERIVATIVES AND TECHNICAL RESEARCH
E-Mail: nirav.chheda@nirmalbang.com
Tel no: 6273-8199/8000

AMIT BHUPTANI
SNR.DERIVATIVES AND TECHNICAL RESEARCH ANALYST
E-Mail: amit.bhuptani@nirmalbang.com
Tel no: 6273-8242/8000

DISCLOSURES

Research Reports that are published by Nirmal Bang Securities Private Limited (hereinafter referred to as "NBSPL") are for private circulation only. NBSPL is a registered Research Analyst under SEBI (Research Analyst) Regulations, 2014 having Registration no. INH000001766. NBSPL is also a registered Stock Broker with National Stock Exchange of India Limited, BSE Limited, Metropolitan Stock Exchange of India Limited, Multi Commodity Exchange of India Limited, National Commodity and Derivative Exchange Limited and Indian Commodity Exchange Limited in cash and Equity and Commodities derivatives segments.

NBSPL has other business divisions with independent research teams separated by Chinese walls, and therefore may, at times, have different or contrary views on stocks and markets.

NBSPL or its associates have not been debarred / suspended by SEBI or any other regulatory authority for accessing / dealing in securities Market. NBSPL, its associates or analyst or his relatives do not hold any financial interest (Except Investment) in the subject company. NBSPL or its associates or Analyst do not have any conflict or material conflict of interest at the time of publication of the research report with the subject company. NBSPL or its associates or Analyst or his relatives may or may not hold beneficial ownership of 1% or more in the subject company at the end of the month immediately preceding the date of publication of this research report.

NBSPL or its associates / analyst has not received any compensation / managed or co-managed public offering of securities of the company covered by Analyst during the past twelve months. NBSPL or its associates have not received any compensation or other benefits from the company covered by Analyst or third party in connection with the research report. Analyst has not served as an officer, director or employee of Subject Company. NBSPL / analyst has not been engaged in market making activity of the subject company.

Analyst Certification: The research analysts and authors of these reports, hereby certify that the views expressed in this research report accurately reflects my/our personal views about the subject securities, issuers, products, sectors or industries. It is also certified that no part of the compensation of the analyst(s) was, is, or will be directly or indirectly related to the inclusion of specific recommendations or views in this research. The analyst(s) principally responsible for the preparation of this research report and has taken reasonable care to achieve and maintain independence and objectivity in making any recommendations.

DISCLAIMER

This report is for the personal information of the authorized recipient and does not construe to be any investment, legal or taxation advice to you. NBSPL is not soliciting any action based upon it. Nothing in this research shall be construed as a solicitation to buy or sell any security or product, or to engage in or refrain from engaging in any such transaction. In preparing this research, we did not take into account the investment objectives, financial situation and particular needs of the reader.

This research has been prepared for the general use of the clients of NBSPL and must not be copied, either in whole or in part, or distributed or redistributed to any other person in any form. If you are not the intended recipient you must not use or disclose the information in this research in any way. Though disseminated to all the customers simultaneously, not all customers may receive this report at the same time. NBSPL will not treat recipients as customers by virtue of their receiving this report. This report is not directed or intended for distribution to or use by any person or entity resident in a state, country or any jurisdiction, where such distribution, publication, availability or use would be contrary to law, regulation or which would subject NBSPL & its group companies to registration or licensing requirements within such jurisdictions.

The report is based on the information obtained from sources believed to be reliable, but we do not make any representation or warranty that it is accurate, complete or up-to-date and it should not be relied upon as such. We accept no obligation to correct or update the information or opinions in it. NBSPL or any of its affiliates or employees shall not be in any way responsible for any loss or damage that may arise to any person from any inadvertent error in the information contained in this report. NBSPL or any of its affiliates or employees do not provide, at any time, any express or implied warranty of any kind, regarding any matter pertaining to this report, including without limitation the implied warranties of merchantability, fitness for a particular purpose, and non-infringement. The recipients of this report should rely on their own investigations.

This information is subject to change without any prior notice. NBSPL reserves its absolute discretion and right to make or refrain from making modifications and alterations to this statement from time to time. Nevertheless, NBSPL is committed to providing independent and transparent recommendations to its clients, and would be happy to provide information in response to specific client queries.

Before making an investment decision on the basis of this research, the reader needs to consider, with or without the assistance of an adviser, whether the advice is appropriate in light of their particular investment needs, objectives and financial circumstances. There are risks involved in securities trading. The price of securities can and does fluctuate, and an individual security may even become valueless. International investors are reminded of the additional risks inherent in international investments, such as currency fluctuations and international stock market or economic conditions, which may adversely affect the value of the investment. Opinions expressed are subject to change without any notice. Neither the company nor the director or the employees of NBSPL accept any liability whatsoever for any direct, indirect, consequential or other loss arising from any use of this research and/or further communication in relation to this research. Here it may be noted that neither NBSPL, nor its directors, employees, agents or representatives shall be liable for any damages whether direct or indirect, incidental, special or consequential including lost revenue or lost profit that may arise from or in connection with the use of the information contained in this report.

Copyright of this document vests exclusively with NBSPL. Our reports are also available on our website www.nirmalbang.com